



RAY


APPLICATIONS

The Ray linear system was designed for integration purposes in furniture, closets and walk-in closets, it be standard or custom. The product is available in different sizes (300/600/900/1200 mm), but it can also be made to measure according to specific design and customer requirements. The product is in polished stainless steel and it withstands considerable loads without bending noticeably. If made longer than 1200mm, a polished stainless steel bracket is supplied separately as an accessory to be mounted in the center of the fixture to prevent both natural inflections and even most unfavorable loading situations.




FEATURES


- Easy mounting and installation
- Polished stainless steel body
- Hidden mounting flange
- Protection rating IP20
- High load resistance
- Ecological and recyclable, no disposal restrictions



Fixing flange



Opal cover



Polished finishing

SPECIFICATIONS

Performance

LED type	Mid power
LED nr. and model	75 led / m x Seoul 5630
Total lumen output (at 85°C)	Up to 600 lm/m
Colour temperature	2700 - 3200 - 4000 - 5500 K
Binning	2 step ellipse MacAdam
CRI	>90 (2700 - 3200K), >80 (4000 - 5500 K)
Other colours	n.a.

Electrical

Supply type	Constant voltage
Supply value	24 Vdc
Maximum power consumption	18 W/m
Connection	Cable 2x0.5 sqmm L=2 m

Physical

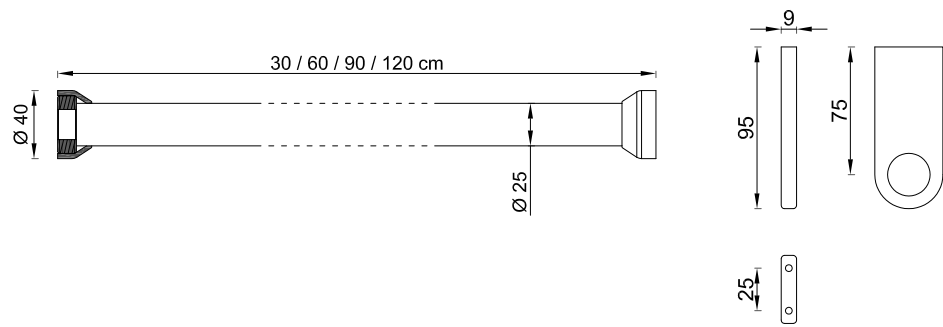
Body material	V4A stainless steel
Body finish	Polished
Optic material	n.a.
Optic type	n.a.
Screen material	PMMA
Dissipation	Passive
Protection rating	IP20
Class	III
Weight	1,8 Kg/m
Dimensions	See technical drawing
Operating temperature range	-25 / +70 °C
MTBF (LM80)	50.000 hrs
Mounting	Hidden side flange

HOW TO ORDER

Model		Length		Colour
▼		▼		▼
RAY	-	UUU		UUU
RAY Ray		030 30 cm 060 60 cm 090 90 cm 120 120 cm		K27 Warm white 2700K K30 Warm white 3000K K40 Neutral white 4000K K55 Cold white 5500K

Order code example: RAY-030K27

TECHNICAL DRAWING



ACCESSORIES

Mounting kit

Central holder

TRN00313